

# ZIPsystem™

## R-SHEATHING

### R3, R6, R9 & R12

all stocked at  
**Boise Cascade-Rochelle**




SINGLE- AND  
MULTI-FAMILY  
3 STORIES OR LESS



## Where Code Meets Comfort

**Structure, insulation and weather protection — all in one panel.**

An innovative panel that makes insulating homes simple, ZIP System® R-sheathing is where Code Meets Comfort. Each panel delivers added R-value combined with superior air and moisture resistance and exceptional strength and durability. Installation is a quick, two-step process that eliminates the need for additional exterior insulation and housewrap. And with multiple insulation thicknesses available, ZIP System® R-sheathing panels make it easy to build a tight, insulated, water-resistant enclosure whether you're building to new energy codes or advanced building envelope performance.



### CONTINUOUS FOAM INSULATION PROVIDES HIGHER R-VALUE

Designed to meet new energy codes, continuous polyisocyanurate foam insulation integrated to the back of the panel toward the studs increases thermal performance and minimizes thermal bridging.



### ENGINEERED WOOD PANEL PROVIDES STRUCTURE AND DURABILITY

An exterior engineered wood panel meets wall bracing requirements and provides a nailable, flashable base for cladding, trim and windows.



### BUILT-IN, WATER-RESISTIVE BARRIER

A built-in, water-resistive barrier eliminates the need for housewrap and helps achieve a quick rough dry-in backed by a 180-day exposure guarantee.\*



### CONTINUOUS AIR BARRIER PROMOTES GREATER ENERGY EFFICIENCY

Simply hang the panels and tape the seams for a continuous air barrier to help prevent air leakage and protect insulation R-value as part of an energy-efficient enclosure.

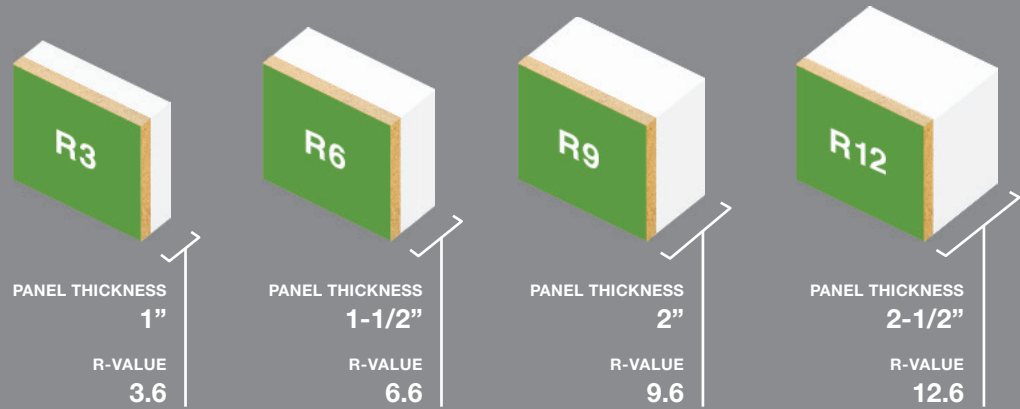


Boise Cascade

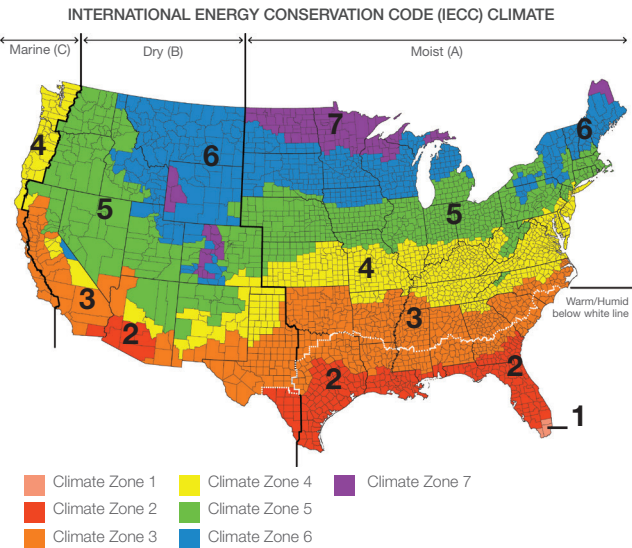
Boise Cascade-Rochelle 877-206-2144

BUILD TO CODE IN ANY CLIMATE

With a variety of insulation thicknesses available, whether you're building to meet new energy codes or higher thermal performance, ZIP System® R-sheathing has the continuous insulation solution for your job.



FIND THE RIGHT PANEL SOLUTION FOR YOUR JOB



WOOD FRAMED WALLS R-VALUE REQUIREMENTS

CLIMATE ZONE		2009 IECC	2012 IECC	2015 IECC
1	1	13	13	13
2	2	13	13	13
3	3	13	20 or 13+5	20 or 13+5
4	4	13	20 or 13+5	20 or 13+5
4 (MARINE) 5	4 (MARINE) 5	20 or 13+5	20 or 13+5	20 or 13+5
6	6	20 or 13+5	20+5 or 13+10	20+5 or 13+10
7 8	7 8	21	20+5 or 13+10	20+5 or 13+10

Source: International Code Council® (ICC®)

FASTENING REQUIREMENTS FOR PRESCRIPTIVE BRACING<sup>1,2</sup> AND ENGINEERED SHEAR WALL DESIGN<sup>3</sup>

ZIP System® R-sheathing Type	Framing <sup>4</sup>		Fasteners			Shear Values	
	Nominal Stud Spacing (min.)	Maximum Stud Spacing (in.)	Fastener Specifications <sup>5</sup>	Edge/Field Spacing (in.)	Minimum Penetration into Framing (in.)	Allowable Seismic Controlled Shear Values <sup>6,8</sup> (plf)	Allowable Wind Controlled Shear Values <sup>6</sup> (plf)
R-3	2-by-4	24	0.131" shank nails	4/12	1.5	245	343
R-3	2-by-4	24	0.131" shank nails	3/12	1.5	280	393
R-3	2-by-4	16	16ga staples, 7/16" crown, 2" length	3/6	1.0	210	294
R-6	2-by-4	24	0.131" shank nails	4/12	1.5	230	322
R-6	2-by-4	24	15ga staples, 7/16" crown, 2.5" length	3/6	1.0	NA <sup>7</sup>	NA
R-6	2-by-4	24	0.131" shank nails	3/12	1.5	255	357
R-9	2-by-4	24	0.131" shank nails	3/12	1.5	240	336
R-12	2-by-4	24	0.131" shank nails	3/12	1.5	215	301

Learn how ZIP System insulated R-sheathing can streamline your next project.

ZIPSystem.com/  
R-Sheathing



For SI: Inch = 25.4mm; 1 pound per foot (ppf) = 14.59 N/m.  
\*Limitations and restrictions apply. Visit ZIPSystem.com for details. 1. Prescriptive bracing requirements with Douglas Fir-Larch Framing under the 2015, 2012, and 2009 IRC. 2. Not approved for use as prescriptive wall bracing where wind design is required by R301.2.1.1. 3. Engineered shear wall requirements with Douglas Fir-Larch Framing under the 2015, 2012, and 2009 IBC. 4. For framing with other than Douglas Fir-Larch, the shear value above must be multiplied by the Specific Gravity Adjustment Factor = [1 - (0.50 - SG)], where SG=Specific Gravity of the framing lumber in accordance with the ANSI/AWC NDS. This adjustment factor must not be greater than 1. 5. Fasteners must be common nails or equivalent, or staples, of a type generally used to attach wood sheathing. 6. The shearwalls must have a maximum height-to-width aspect ratio of 2:1. 7. This panel and fastening configuration is only applicable to the prescriptive bracing requirements under the 2015 IRC. 8. ZIP System R-sheathing used as the lateral resistance system in seismic zones D<sub>s</sub>, D<sub>1</sub>, D<sub>2</sub>, and E should be designed in accordance to ER-482. © 2017 Huber Engineered Woods LLC. ZIP System, the ZIP System logo and design are trademarks of Huber Engineered Woods LLC. Huber is a trademark of J.M. Huber Corporation. HUB 17178-01 REV 12/17



Boise Cascade-Rochelle 877-206-2144